



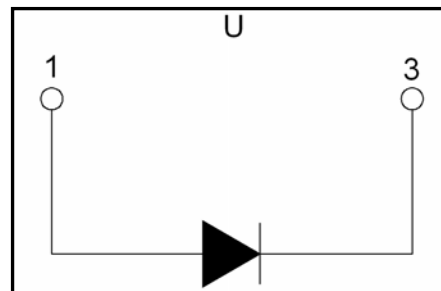
## PRODUCT FEATURES

- Ultrafast Reverse Recovery Time
- Soft Reverse Recovery Characteristics
- Low Reverse Recovery Loss
- Low Forward Voltage
- High Surge Current Capability
- Low Inductance Package



## APPLICATIONS

- Inversion Welder
- Uninterruptible Power Supply (UPS)
- Plating Power Supply
- Ultrasonic Cleaner and Welder
- Converter & Chopper
- Power Factor Correction (PFC) Circuit



## ABSOLUTE MAXIMUM RATINGS

$T_C=25^{\circ}\text{C}$  unless otherwise specified

Symbol	Parameter	Test Conditions	Values	Unit
$V_R$	Maximum D.C. Reverse Voltage		1200	V
$V_{RRM}$	Maximum Repetitive Reverse Voltage		1200	V
$I_{F(AV)}$	Average Forward Current	$T_C=100^{\circ}\text{C}$	600	A
		$T_C=100^{\circ}\text{C}, 20\text{KHz}$	420	A
$I_{F(RMS)}$	RMS Forward Current	$T_C=100^{\circ}\text{C}$	840	A
$I_{FSM}$	Non-Repetitive Surge Forward Current	$T_J=45^{\circ}\text{C}, t=10\text{ms}, 50\text{Hz}, \text{Sine}$	4800	A
		$T_J=45^{\circ}\text{C}, t=8.3\text{ms}, 60\text{Hz}, \text{Sine}$	5100	A
$I^2t$	$I^2t$ (For Fusing)	$T_J=45^{\circ}\text{C}, t=10\text{ms}, 50\text{Hz}, \text{Sine}$	115200	$\text{A}^2\text{s}$
		$T_J=45^{\circ}\text{C}, t=8.3\text{ms}, 60\text{Hz}, \text{Sine}$	108000	$\text{A}^2\text{s}$
$P_D$	Power Dissipation		1250	W
$T_J$	Junction Temperature		-40 to +150	$^{\circ}\text{C}$
$T_{STG}$	Storage Temperature Range		-40 to +125	$^{\circ}\text{C}$
$V_{isol}$	Insulation Test Voltage	AC, $t=1\text{min}$	3000	V
Torque	Module-to-Sink	Recommended (M6)	3~5	N·m
Torque	Module Electrodes	Recommended (M6)	3~5	N·m
$R_{\theta JC}$	Thermal Resistance	Junction-to-Case	0.10	$^{\circ}\text{C}/\text{W}$
Weight			160	g



**ELECTRICAL CHARACTERISTICS**

$T_C=25^{\circ}\text{C}$  unless otherwise specified

Symbol	Parameter	Test Conditions	Min.	Typ.	Max.	Unit
$I_{RM}$	Reverse Leakage Current	$V_R=1200\text{V}$	--	--	5	mA
		$V_R=1200\text{V}, T_J=125^{\circ}\text{C}$	--	--	20	mA
$V_F$	Forward Voltage	$I_F=600\text{A}$	--	2.8	3.1	V
		$I_F=600\text{A}, T_J=125^{\circ}\text{C}$	--	2.1	2.4	V
$t_{rr}$	Reverse Recovery Time	$I_F=1\text{A}, V_R=30\text{V}, di_F/dt=-200\text{A}/\mu\text{s}$	--	80	--	ns
$t_{rr}$	Reverse Recovery Time	$V_R=600\text{V}, I_F=600\text{A}$ $di_F/dt=-200\text{A}/\mu\text{s}, T_J=25^{\circ}\text{C}$	--	200	--	ns
$I_{RRM}$	Max. Reverse Recovery Current		--	18	--	A
$t_{rr}$	Reverse Recovery Time	$V_R=600\text{V}, I_F=600\text{A}$ $di_F/dt=-200\text{A}/\mu\text{s}, T_J=125^{\circ}\text{C}$	--	600	--	ns
$I_{RRM}$	Max. Reverse Recovery Current		--	40	--	A

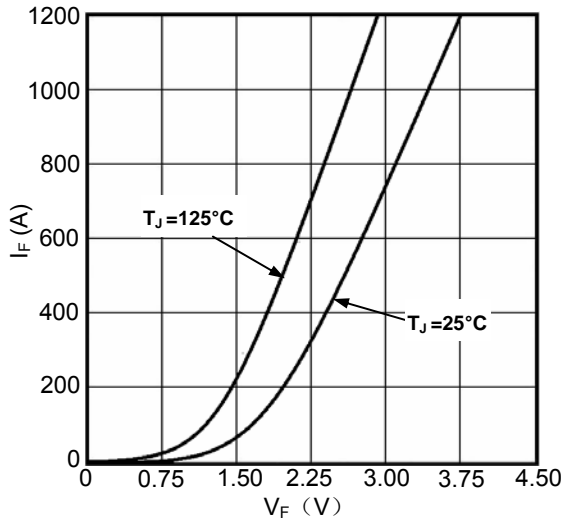


Figure1. Forward Voltage Drop vs Forward Current

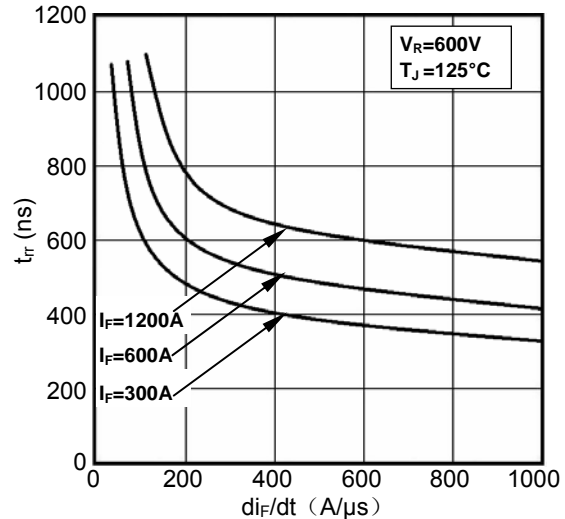


Figure2. Reverse Recovery Time vs  $di_F/dt$

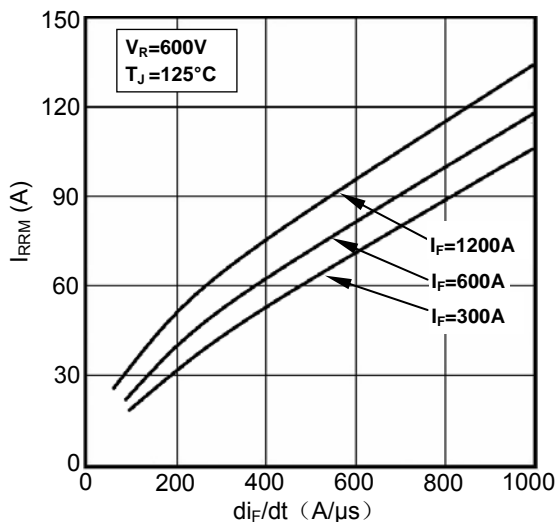


Figure3. Reverse Recovery Current vs  $di_F/dt$

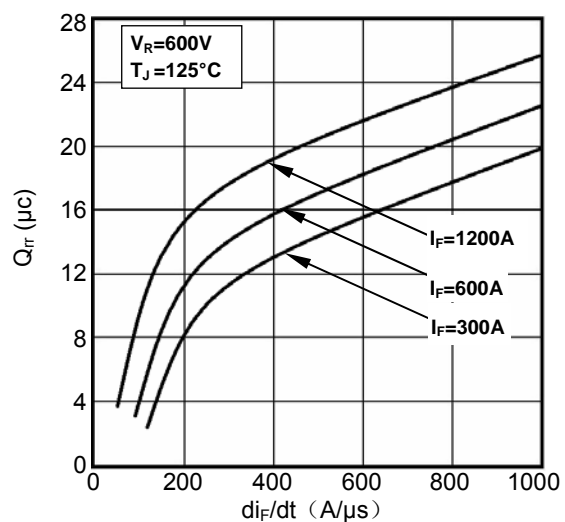


Figure4. Reverse Recovery Charge vs  $di_F/dt$

